





















## II. Progress of Construction of the Units

### A. Construction

The project continues to maintain an excellent safety record that exceeds industry expectations for projects of comparable size.

Progress continues at a steady pace in the multiple areas that constitute the project. SCE&G has provided an online video showing the progress made in 2014 on the construction of the Units. The video may be accessed directly at <https://www.youtube.com/watch?v=5nLfn-5WJAU&index=1&list=PLA8526A9E662516DA> or by using the online search phrase “SCE&G Highlights Nuclear Construction Progress in 2014.”

As of the end of the fourth quarter, the critical path for Unit 2 runs through placement of concrete to support the Unit 2 Shield Building and fabrication of the Shield Building panels. Secondary construction critical paths include the successful assembly and setting in place of the CA01 module and construction of the Annex Building to support first energization of the plant for systems testing. The critical path for Unit 3 continues to run through the successful fabrication and setting in place of the CA20 module followed by the receipt of the CA01 submodules and the successful assembly and setting in place of the CA01 module. However, these matters will be updated as WEC/CB&I continues its review of the construction schedule and as negotiations continue concerning schedule adjustments.

#### 1. Unit 2 Nuclear Island (NI)

Outfitting of CA20 continued to ready the module for the placement of the concrete within the steel structures that form the framework for its walls. Work continued to fabricate and attach the anchor blocks that will anchor CA20 to the Unit 2 basemat. The installation of rebar and piping, and the placement of concrete continued in the interior and exterior walls of the Unit 2 NI Auxiliary Building. Concrete was placed in the fourth of six total layers of concrete to be placed on top of the Unit 2 NI basemat, upon which the Unit 2 Shield Building panels will be installed. The installation of rebar began for the fifth layer of concrete.

#### 2. Unit 3 Nuclear Island

The installation of rebar and the placement of concrete continued during the period for sections of the interior and exterior walls of the Unit 3 NI Auxiliary Building. The installation of rebar for the Unit 3 Shield Building foundation also continued. Backfill work continued around the exterior of the Unit 3 NI.

The first layer of concrete inside the Unit 3 Containment Vessel Bottom Head (CVBH) was placed.

### **3. Units 2 and 3 Turbine Buildings and Condensers**

Work continued during the period to weld-out or bolt-up structural steel for the Unit 2 Turbine Building including the turbine pedestals. Work commenced on installation of the Ventilation System, Condensate Polishing System, and Secondary Supplying System.

The placement of concrete under the Unit 3 Turbine Building continued. The erection of the structural steel modular sections of the Unit 3 Turbine Building, CH80 and CH82, continued during the period.

### **4. Unit 2 and Unit 3 Containment Vessel (CV) Fabrication**

Welding of the Unit 2 CV Ring 1 to the CVBH continued during the period. The coating of Unit 2 CV Ring 2 air baffle supports was completed during the period and the installation of attachment plates continued. Welding of the third and final course of plates making up Unit 2 CV Ring 3 was completed. Welding continued on both Unit 3 CV Ring 1 and Unit 3 CV Ring 2.

Acceptance rates based on the Radiographic Testing (RT) of welds on the Units 2 and 3 CVBH and CV Rings remain above 99%.

### **5. Cooling Towers**

Work continued to install the electrical and mechanical systems and to inspect and repair welds in Cooling Towers 2A and 3A. The installation of rebar and the placement of concrete for the walls of Cooling Tower 2B continued during the period. Structural work on Cooling Tower 3B also continued during the period. The placement of rebar and concrete continued for the construction of the pump basin for the Unit 2 Cooling Towers.

### **6. Unit 2 High-Side Switchyard**

WEC/CB&I continued installing concrete foundations and walls for the Unit 2 Transformers in the Unit 2 High-Side Switchyard, which is located adjacent to the Unit 2 Turbine Building.

### **7. Unit 2 Switchyard**

SCE&G has experienced capacitor failures in the Unit 2 Switchyard. The Unit 2 Switchyard remains under warranty, and CB&I and its subcontractor responsible for its construction are investigating the issue to determine the cause of the capacitor failures and appropriate corrective action.

## **8. Offsite Water System (OWS)**

WEC/CB&I continued to install equipment skids in the OWS facility and work progressed on ancillary buildings.

## **9. Workforce**

Currently, approximately 3,500 WEC/CB&I personnel and subcontractor personnel are employed on site. Approximately 56% of these jobs are held by South Carolina residents.

## **B. Equipment and Fabrication**

Throughout the period, major equipment for the project continued to arrive at the site from manufacturers throughout the world. Major equipment is considered as any equipment with a cost of \$10 million or greater. At the end of the period, approximately 85% of the Unit 2 major equipment and 30% of Unit 3 major equipment had been delivered to the project. This amounts to approximately 56% of all major equipment for the project.

### **1. Steam Generators**

During the period, the Unit 2 Steam Generators were in transit to the site from Doosan's facilities in South Korea and were delivered to the site shortly after the end of the period. Machining, cladding and welding of components of the Unit 3 Steam Generators continued at Doosan with no significant issues.

### **2. Reactor Coolant Pumps**

During the period, WEC redesigned and tested the lower thrust bearings of the RCPs. This redesign was in response to indications related to bearing performance during loss of cooling water event tests. Testing indicated that issues with these bearings were not resolved by the redesign. The anticipated delivery of the Unit 2 RCPs on site has been delayed from the date anticipated in Order No. 2012-884 by approximately 26 months and the Unit 3 RCPs have been delayed by 16 months from the comparable date. The additional delay is not anticipated to affect the construction schedule. This is a focus area for the project. Acceptance testing of the redesigned pumps is ongoing.

### **3. Core Make-Up Tanks, Accumulator Tanks, Pressurizers and the Passive Residual Heat Removal Heat Exchanger (PRHR)**

During the period, hydrostatic testing of the Unit 3 Core Make-Up Tank 1 was completed. Unit 3 Core Make-Up Tanks 1 and 2, along with the Unit 2

Pressurizer, were shipped during the period and were delivered shortly after the close of the period. The Unit 2 PRHR is staged at Carolina Energy Solutions in Rock Hill, South Carolina in anticipation of work related to a potential design modification to enhance the PRHR. Fabrication of the Unit 3 PRHR and Pressurizer continued at the Mangiarotti facilities.

#### **4. Reactor Coolant Loop (RCL) Piping**

All RCL piping for Units 2 and 3 has been delivered to the United States from IBF's facilities in Italy. The RCL hot and cold legs were shipped to Carolina Energy Solutions in Rock Hill for final machining of instrument connections. Surge lines were shipped and delivered directly to the site.

#### **5. Squib Valves**

The squib valves are in the process of being redesigned to address anomalies uncovered during the initial equipment qualification testing. SCE&G continues to monitor work being done by WEC and SPX to demonstrate that the valves will perform their design basis functions. This is a focus area for the project. No construction schedule impact is anticipated at this time.

#### **6. Information Technology**

**Site Fiber Optic System.** Work on the fiber optic cable system continues to progress as expected. Additional runs of fiber are being installed as site development progresses.

**Configuration Management Information System (CMIS).** CMIS is the system that will store documents and data related to the design and engineering of the Units, the Quality Assurance/Quality Control (QA/QC) records of equipment, operating programs and protocols for the Units. SCE&G continues to configure and test CMIS and expects the completion date to support the initial turnover of completed Unit 2 plant systems to SCE&G.

**Work Management System (WMS).** During the period, SCE&G received several of the major software modules for the WMS. SCE&G expects to begin module testing in the first quarter of 2015 and integrated systems testing later in the year. Work is progressing as expected.

**Handover and Turnover of Proprietary Information.** During the period, SCE&G and WEC/CB&I completed the pilot program for turnover of proprietary information for inclusion in the CMIS and the WMS and for other purposes. SCE&G has begun importing document transmittal files into the system for testing purposes. SCE&G and WEC/CB&I continue to develop and implement

processes to organize and control the handover and turnover of proprietary information related to the Units.

## **7. Module Fabrication and Assembly**

Challenges related to fabrication of submodules continue to be a focus area of the project:

**The Revised Module Production Schedule.** As indicated in Section II.A., the fabrication and delivery of Shield Building panels and CA submodules are critical path items for both Units. Accordingly, production of these modules remains a very important focus area for the project. SCE&G maintains a presence on site at CB&I-LC to monitor activities and interact with CB&I-LC leadership on a regular basis. Additionally, SCE&G has added a presence on site at MetalTek-SMCI Division (SMCI) in Lakeland, Florida.

**Unit 2 Submodules.** The CA01 module houses the steam generator components, pressurizer and refueling canal within the CV. By the end of the period, all 47 CA01 submodules had been received on site and receipt inspections had been completed to support on-site assembly. Assembly of the CA01 submodules continued throughout the period. Delays in setting the Unit 2 CA01 module would likely affect the schedule for setting the Unit 2 CA03 module and, therefore, the other construction activities that follow the setting of that module. For this reason, SCE&G is monitoring the schedule for completing and setting the Unit 2 CA01 module closely.

The CA02 module forms part of the in-containment refueling water storage tank and pressurizer cubicle wall. By the end of the period, all CA02 submodules had been received on site.

The CA03 module forms part of the in-containment refueling water storage tank and pressurizer cubicle wall within the CV. Fabrication of CA03 submodules continued throughout the period at SMCI.

The CA05 module forms part of the chemical and volume control system tunnel and passive core cooling system walls within the CV. Assembly of the CA05 submodules on the platen was completed during the period and the module was set in the CV.

In addition, during the period, the CA22 module, which forms part of the Auxiliary Building floor, was received on site from the fabricator, Greenberry Industrial, and various modules forming the concrete walls inside the CV were received on site from SMCI.

**Unit 3 Submodules.** Work continued at Oregon Iron Works and CB&I-LC facilities for the Unit 3 CA20 submodules. Work continued on the CA01 submodules at the Toshiba & IHI Corporation facilities in Japan.

**Mechanical Modules.** Mechanical modules are skids or racks that hold pumps, cable trays, pipes, conduits, valves or similar equipment and are being fabricated at the CB&I-LC and CB&I Island Park facilities in Beaumont, Texas. During the period, the fabrication of higher-priority Unit 2 mechanical modules and the assembly of the first floor Auxiliary Building mechanical modules continued on site.

**Shield Building.** During the period, additional shipments of the panels which will comprise the steel walls of the Unit 2 Shield Building were received on site from Newport News Industries. By the end of the period, 35 Unit 2 and 1 Unit 3 Shield Building panels had been delivered to the site.

**Conclusion.** Senior management from both SCE&G and WEC/CB&I continue to monitor the fabrication and delivery process related to submodules. WEC personnel continue to provide on-site engineering support for production at CB&I-LC. SCE&G continues to maintain a permanent resident at the CB&I-LC facility who provides additional monitoring and has added a resident at the SMCI facility. The fabrication of the submodules continues to be an important area of focus for the project.

### **C. Quality Assurance and Quality Control**

The New Nuclear Deployment (NND) Quality Systems Group continues its QA/QC oversight activities to ensure that WEC/CB&I is meeting quality requirements on site, internally, and at suppliers and sub-suppliers. If effective oversight by SCE&G or WEC/CB&I is not demonstrated in any area, the Quality Systems group tracks and escalates concerns to ensure that QA/QC systems are improved to ensure effective results going forward. During the fourth quarter, the Quality Systems group focused attention on new module suppliers and the implementation of their QA/QC programs. In addition, the Quality Systems group continued to target (1) site surveillances on welding, storage requirements, and concrete pours, and (2) off site sub-supplier surveillances for the safety-related components of Core Make-Up Tanks, Pressurizers, Steam Generators and Casings. During the period, the Quality Systems group completed its internal audits of WEC/CB&I Special Processes, Southern Nuclear Company (SNC) completed its peer audits of SCE&G Quality Systems, and ASME Management Controls completed its audit of WEC/CB&I. No conditions significantly adverse to quality were identified. Corrective actions are underway to address all findings. The Quality Systems group continues to monitor Safety Conscious Work Environment concerns to ensure that all personnel are encouraged and supported in reporting safety concerns.

## **D. Licensing and Permitting**

As licensee for the Units, SCE&G is directly accountable to the NRC for contractors meeting nuclear safety-related QA/QC requirements both at the project site and at the facilities of its component manufacturers and equipment suppliers worldwide. WEC/CB&I, through the EPC Contract, is responsible to SCE&G for making sure that these requirements are met.

### **1. NRC Inspections**

During the period, the NRC issued its Third Quarter Integrated Inspection Report that identified no findings. The NRC also conducted two additional inspections during the fourth quarter. A Fitness for Duty and Handling of Safeguards Information Inspection was conducted and indicated no findings. A Civil/ITAAC Inspection identified one potential Green Non-Cited Violation for a module CA20 shim design that did not fully meet code requirements. A Green finding is the least significant in the NRC Construction Reactor Oversight Process. It qualitatively indicates licensee performance is acceptable and that NRC Construction Reactor Oversight Process cornerstone objectives are fully met.

### **2. LARs**

The NRC approves changes from the approved licensing basis for nuclear units through the LAR request and review process. SCE&G envisions that filings for LARs will be a normal part of the construction program for the Units going forward under the Combined Operating Licenses (COLs).

During the fourth quarter of 2014, SCE&G filed six new LARs with the NRC. The NRC has granted a total of twenty-six LARs. Five LARs were granted during the reporting period. Seventeen LARs were pending on December 31, 2014. For ease of reference, a report that tabulates all the LARs submitted by SCE&G to the NRC as of December 31, 2014, is attached as Appendix 5.

### **3. Inspections, Tests, Analyses and Acceptance Criteria**

In the fourth quarter of 2014, SCE&G submitted eleven ITAAC Closure Notifications (ICN) to the NRC. Ten of the eleven ICNs have been verified complete by the NRC. SCE&G reported in the previous period that it intended to submit 13 ICNs to the NRC during the fourth quarter. Two of these submittals have been shifted to a later date. At this time, SCE&G anticipates submitting five ICNs to the NRC in the first quarter of 2015.



#### **4. Major Construction Permits**

No other major construction-related permits are outstanding. Other construction-related permits are anticipated to be obtained in the ordinary course of administering the project.

#### **E. Engineering**

##### **1. Engineering Completion Status**

As of December 31, 2014, the Units 2 & 3 plant design packages issued for construction (IFC) are 92% complete. IFC delivery from WEC/CB&I continues to be a focus area, and SCE&G is conducting monthly oversight meetings with WEC/CB&I concerning this issue.

##### **2. Site Specific Design Activities**

Site specific design work is ongoing in support of the following site specific systems: Circulating Water System (CWS), Power Distribution Center (PDC), Uninterruptible Power Supply (UPS), Raw Water System (RWS), Offsite Water System (OWS), Service Building, and Tabletop Switchyard.

#### **F. Training**

**1. Plant Reference Simulator (PRS).** During the period, SCE&G completed site acceptance and American National Standards Institute/American Nuclear Society (ANSI/ANS) 3.5 testing on both Baseline 7 simulators anticipated to become the PRS when validated by the NRC. The ANSI/ANS 3.5 Standard establishes the functional requirements for full-scope nuclear power plant control room simulators for use in operator training and examination. Integrated Systems Validation (ISV) testing was postponed during the period so WEC testing documents and licensing documents could be updated through a LAR to correct inconsistencies. SCE&G is assessing regulatory alternatives with the NRC that would allow Initial Licensed Operator (ILO) exams to proceed pending issuance of a LAR pertaining to the ISV. At this time, delays related to these matters are not likely to impact SCE&G's readiness to support initial fuel load for Unit 2. This remains a focus area.

**2. Initial Licensed Operator Training.** During this period, all ILO training was placed on a pause for the last month of 2014 to allow time to revise and update training materials and resources as a result of the updating of WEC testing and licensing documents and the associated ISV testing postponement. It is expected that the ILO training will resume early in the first quarter of 2015 to support the first ILO class taking the NRC written and integrated operator simulator exams in May 2015. A second ILO class of 24 students is scheduled to resume training at the end of the first quarter of 2015 with an NRC testing date scheduled for November 2015. A third

class of 18 students will resume training early in the first quarter of 2015 with an NRC testing date scheduled for September 2016.

**3. Maintenance and Technical Staff Training.** During the period, Chemistry completed Tier 3 training which is made up of AP1000-specific Chemistry topics. Candidates in other disciplines were engaged in the development of plant programs and procedures pending the next round of their classroom training scheduled in the first quarter of 2015.

## **G. Operational Readiness**

**1. Mission Critical Hiring.** SCE&G has continued to successfully fill the 2014 operational readiness staffing positions that have been identified as mission critical. By the close of the period, seventy-three of seventy-four mission critical hires had been completed for 2014.

**2. Programs and Procedures.** During the period, SCE&G continued to perform a detailed evaluation of the impacts of the draft Revised Fully Integrated Construction Schedule on the operational readiness program and the allocation of resources to support the Plant Support/Programs Engineering schedule. The goal of this project is to produce a fully integrated and resource-loaded plan for the completion of all operations, maintenance and technical training programs and procedures that must be in place to support the Units' initial nuclear fuel loads. Completing this work remains a focus area due to the extent of work required and the availability of engineering resources.

During the period, operations procedures were received from WEC, comments were provided and changes were incorporated into the Baseline 7 plant simulator in support of a May 2015 NRC ILO examination.

SCE&G and WEC are currently negotiating roles, responsibilities and scope issues related to the on-going refinement of the design of the Instrumentation and Controls systems for the Units. These changes may impact operating procedures and associated training materials.

**3. Collaborative Equipment Reliability Program.** The collaborative project with SNC to classify structures, systems and components and to establish maintenance strategies for the AP1000 continues. Efforts to realign resources in this area have allowed SCE&G to maintain the current schedule consistent with SNC's program schedule.

**4. Materials Procurement Engineering.** In the prior period, SCE&G and WEC/CB&I began an engineering study to determine the technical requirements and supply chain activities that are necessary to identify the spare parts inventory required to support the safe, reliable and efficient testing and

operation of the Units. SCE&G and WEC/CB&I are now negotiating commercial and scope issues related to the study. SCE&G is coordinating with SNC concerning a shared inventory of large capital spares where possible.

## **H. Change Control/Owners Cost Forecast**

**1. Plant Layout Security.** At the close of the review period, SCE&G and WEC/CB&I were nearing the completion of negotiations of a change order related to changes in plant layout to enhance the physical security of the Units. These reviews have been conducted based on NRC and nuclear industry standards that have become increasingly stringent in the years after the events of 9/11. SCE&G has determined that it is reasonable and prudent to alter the site layout in various ways to improve its physical security. The cost associated with this work is \$20.35 million.

**2. Cyber-Security Upgrades Phase II.** At the close of the review period, SCE&G and WEC/CB&I were completing negotiations of a change order related to Phase II of the work to upgrade cyber-security protections for the Units. The agreed upon scope of work and associated costs for this phase of the plan is \$18.8 million.

**3. ITAAC Maintenance.** At the close of the period, SCE&G and WEC/CB&I had finalized negotiations of a change order regarding the additional review of closed ITAACs. The NRC now requires that WEC/CB&I perform a more detailed review of closed ITAACs to ensure that any intervening changes in design would not have impacted original approval of the ITAAC. The cost of this change order is \$59,400.

**4. Change Order 19, Plant Reference Simulator Hardware and Software Upgrade.** Change Order 19, related to work to upgrade the PRS hardware and software, was negotiated during the prior period and signed during the period. The work involves upgrades to enhance PRS displays and PRS software upgrades subsequent to Baseline 7. The cost of the change order is \$1.1 million.

**5. Change Order 20, WEC Costs Related to the Implementation of the Health Care and Education Reconciliation Act of 2010 and Prior Health Care Acts (“Health Care Act”).** Change Order 20, related to WEC’s increased costs of compliance with the Health Care Act, was being finalized during the period and was executed shortly after the close of the period. The forecasted cost of this change order is \$206,589 and covers additional actual costs for 2011, 2012, and 2013. SCE&G anticipates receiving additional change orders for time periods beyond 2013.

**6. Change Order 18, Perch Guards.** Change Order 18, providing for the installation of perch guards on transmission structures to prevent avian interference with system reliability, was negotiated during the prior period and signed during the period. The cost of the change order is \$14,056.

**7. Other Change Orders.** Negotiations continued on (1) the final language for Change Order 16 (delay in receiving the combined operating licenses, Shield Building redesign, module redesign, and Unit 2 rock conditions); and (2) Change Order 17 (equipment required to be installed in the OWS for the removal of bromide from raw water during treatment, the transfer of certain CB&I start-up construction support Time & Material scopes of work and associated dollars to the Target and Firm price categories, and other miscellaneous items). Costs related to Change Order 16 were approved by the Commission in Order No. 2012-884. There will be no increase to EPC Contract costs as a result of Change Order 17.

**8. Notices of Change.** During the period, SCE&G received two Notices of Change for increased costs and project schedule impacts incurred by WEC/CB&I for changes in concrete reinforcing steel specifications and for several other areas allegedly impacted by changes to nuclear regulatory requirements. One Notice of Change was related to requirements for NI basemat reinforcing steel and shear reinforcing steel. The second Notice of Change was related to regulatory requirements in nine engineering and licensing areas. Based upon an invoice provided by WEC/CB&I, SCE&G's share of these costs would be \$28.3 million. SCE&G has not accepted responsibility for these costs and has not paid this invoice provided by WEC/CB&I.

## **I. Transmission**

**1. VCS2-Lake Murray 230 kV Line No. 2 and Segment of the VCS2-St. George 230kV Line No. 1.** The VCS2-Lake Murray 230 kV Line No. 2 is energized. SCE&G plans to energize the segment of the VCS2-St. George 230 kV Line No. 1 that was built as a part of this project when the remaining segment of that line is built.

**2. The Remaining Segment of VCS2-St. George 230 kV Line No. 1 and the VCS2-St. George 230 kV Line No. 2.** Construction activities for these lines continued during the period. The VCS2-St. George 230 kV Line No. 2 segment between VCS2 and the Lake Murray Substation is complete. Construction of both the No. 1 and No. 2 lines from the Lake Murray Substation continues from the point where they cross Interstate 20 towards the site of the new Saluda River Substation. Construction also continued for both the No. 1 and No. 2 lines in the Orangeburg area heading south toward the St. George Switching Station.











**ATTACHMENT 1****GLOSSARY OF ACRONYMS OR DEFINED TERMS**

Acronym or Defined Term	Reference
Commission	The Public Service Commission of South Carolina.
Consortium	The joint venture between WEC and CB&I to construct the Units under the terms of the EPC Contract.
CR	A Condition Report communicating and memorializing concerns with the design, engineering or construction of the Units, or related processes, which in some cases can become the basis for a Corrective Action Report.
CV	The Containment Vessel which provides containment for the reactor vessel and associated equipment.
CVBH	The Containment Vessel Bottom Head that forms the bottom of the Containment Vessel.
CWIP	Construction Work in Progress.
CWP	Circulating Water Pipe.
CWS	The Circulating Water System –the system that will transport waste heat from the turbines to the cooling towers.
Cyber Security	Technologies, processes and practices designed to protect networks, computers, programs and data from attack, damage or unauthorized access.
DCD	Design Control Document which is approved by the Nuclear Regulatory Commission and sets forth the approved design of a nuclear reactor.
Departures	Departures are minor deviations from the approved Design Control Document included in the licensing basis for the Units that do not rise to the level requiring a LAR.
EMD	Electro-Mechanical Division of Curtiss-Wright Corp., the sub-contractor for the Reactor Coolant Pumps.
EPA	The United States Environmental Protection Agency.

**ATTACHMENT 1****GLOSSARY OF ACRONYMS OR DEFINED TERMS**

Acronym or Defined Term	Reference
EPC Contract	The Engineering, Procurement and Construction Agreement for construction of the Units entered into by SCE&G and WEC/CB&I.
ERB	The Emergency Response Building which provides office space and housing for the emergency response personnel and equipment for all three units.
Exit Debriefing	A meeting held between the NRC and the licensee at the conclusion of an NRC inspection to discuss the results of the inspection.
FERC	The Federal Energy Regulatory Commission.
Fixed/Firm	Prices under the EPC Contract which are either fixed or are firm but subject to defined escalation rates.
GDP	Gross Domestic Product.
HFE/ISV	Human Factors Engineering/Integrated Systems Validation –part of the development of a training simulator for the Units.
HL or Hot Leg	That part of the Reactor Cooling Loop that transports steam to the steam generators.
HLD	Heavy Lift Derrick - the derrick that was erected on site to move large modules and equipment.
IBF	Subcontractor of Tioga that manufactures the Reactor Coolant Loop piping.
ICN	ITAAC Closure Notification – the letter from the licensee to notify the NRC that an ITAAC is complete in accordance with 10 CFR 52.99(c)(1).
IFC	Issued for Construction – engineering drawings that include information necessary for construction of specific structures, systems and components.
ILO	Initial Licensed Operator.
INPO	Institute of Nuclear Power Operations.

**ATTACHMENT 1****GLOSSARY OF ACRONYMS OR DEFINED TERMS**

Acronym or Defined Term	Reference
IPS	Integrated Project Schedule for licensing and construction of the Units.
ISV	Integrated Systems Validation.
ITAAC	Inspections, Tests, Analyses, and Acceptance Criteria which are the inspections, tests, analyses and acceptance criteria that the NRC has determined to be necessary and sufficient to demonstrate that a nuclear unit has been constructed and will operate in conformity with the COLs, the Atomic Energy Act of 1954, as amended, and the NRC's regulations.
LAR	License Amendment Request – A formal request made by VCSNS to amend the combined operating license, its appendices, or its associated bases.
LNTP	Limited Notice to Proceed authorizing a vendor to commence specific work.
LSS	Limited Scope Simulator –a training simulator with limited functionality that can be used for the initial stages of operator training.
MAB	Module Assembly Building - a building on site where large modules will be constructed and equipment will be prepared for installation in a space that is protected from the elements.
Mangiarotti	Mangiarotti Nuclear, S.p.A.
NEI	Nuclear Energy Institute.
NI	Nuclear Island, comprising the steel containment vessel, the reactor building, and the auxiliary building.
NLC	Nuclear Learning Center - a training facility operated by SCE&G at the Jenkinsville site.
NLO	Non-Licensed Operator.
NND	The New Nuclear Deployment Team within SCE&G.

**ATTACHMENT 1****GLOSSARY OF ACRONYMS OR DEFINED TERMS**

Acronym or Defined Term	Reference
NNI	Newport News Industries - a module fabrication subcontractor to WEC/CB&I.
NPDES	National Pollutant Discharge Elimination System.
NRC	The United States Nuclear Regulatory Commission.
ORS	South Carolina Office of Regulatory Staff.
OWS	Off Site Water System – the system that withdraws water from Monticello Reservoir and provides potable and filtered water for the Units.
PAR	Preliminary Amendment Request - A formal request made by VCSNS which allows VCSNS to proceed at its own risk with work consistent with an amendment request contained in an LAR prior to approval.
PDC	Power Distribution Center - prefabricated, modular enclosures housing electrical equipment such as switchgear, motor control center equipment and other auxiliary equipment.
Pike	Pike Energy Solutions, a contractor for transmission and switchyard related work.
PRA	Probabilistic Risk Assessment.
PRHR	The Passive Residual Heat Removal Heat Exchanger unit –a heat exchanger unit that is part of the passive safety system which provides cooling to the AP1000 reactor during emergency situations.
PRS	Plant Reference Simulator – a training simulator with full functionality that can be used in all stages of operator training.
PWS	The Potable Water System - which provides potable water to the site.
QA	Quality Assurance – The planned and systematic activities implemented in a quality system so that the quality requirements for a product or service will be fulfilled.

**ATTACHMENT 1****GLOSSARY OF ACRONYMS OR DEFINED TERMS**

Acronym or Defined Term	Reference
QA/QC	Quality Assurance/Quality Control.
QC	Quality Control – The observation techniques and activities used to fulfill requirements for quality.
RAI	Requests for Additional Information issued by the NRC staff to license applicants.
RCA	Root Cause Analysis – identification and evaluation of the reason for non-conformance, an undesirable condition, or a problem which (when solved) restores the status quo.
RCL	The Reactor Coolant Loop – the piping and related equipment that transports heat from the reactor to the steam generator.
RCP	The Reactor Cooling Pump which forms part of the Reactor Coolant System.
RCS	The Reactor Coolant System - the complete system for transferring and transporting heat from the reactor to the steam generator.
RFI	Requests for Information issued by the NRC staff to licensees.
ROW	Right-of-way.
RT	Radiographic Testing - a nondestructive testing method of inspecting materials for hidden flaws by using the ability of short wavelength electromagnetic radiation (high energy photons) to penetrate various materials.
RV	Reactor Vessel.
RWS	Raw Water System – the system for withdrawing and transporting raw water from the Monticello Reservoir.
SAT	Site Acceptance Testing.
SCDHEC	The South Carolina Department of Health and Environmental Control.
SCDNR	The South Carolina Department of Natural Resources.

**ATTACHMENT 1****GLOSSARY OF ACRONYMS OR DEFINED TERMS**

Acronym or Defined Term	Reference
SCE&G or The Company	South Carolina Electric & Gas Company.
SCPSC	The Public Service Commission of South Carolina.
SMS	Shaw Modular Solutions, LLC.
SNC	Southern Nuclear Company – a subsidiary of Southern Company and licensed operator of the Vogtle Nuclear Units and two other nuclear plants.
SRO	Senior Reactor Operator.
SROC	Senior Reactor Operator Certification.
Target	Costs under the EPC Contract where targets have been established but where SCE&G pays actual costs as incurred.
TEi	Thermal Engineering International – a subsidiary of Babcock Power which manufactures moisture separator reheaters and other power plant equipment.
Units	V. C. Summer Nuclear Station Units 2 & 3.
Update Docket	A proceeding under the BLRA seeking Commission approval of updated cost and construction schedules for the Units.
UPS	Uninterruptible Power Supply.
URI	Unresolved Items – A term used by the NRC during inspections for items that require further action.
USACOE	The United States Army Corps of Engineers.
VCSNS or VCSN	V. C. Summer Nuclear Station.

**ATTACHMENT 1****GLOSSARY OF ACRONYMS OR DEFINED TERMS**

Acronym or Defined Term	Reference
WEC	Westinghouse Electric Company, LLC.
WEC/CB&I	The consortium formed by Westinghouse Electric Company, LLC and CB&I.
WMS	Work Management System.
WTP	The off-site Water Treatment Plant which will take water from Lake Monticello and treat it to potable water standards.
WWS	The Waste Water System – the system for collection, treatment and disposal of domestic waste water generated on site.
YFS	The Yard Fire System – the system that provides fire detection and protection outside of the plant.
ZBS	The Offsite Power System –the system which provides electrical power to the site.

**APPENDIX 1****V. C. Summer Nuclear Station Units 2 & 3****Quarterly Report to the South Carolina Office of Regulatory Staff  
Submitted by South Carolina Electric & Gas Company  
Pursuant to Public Service Commission Order No. 2009-104(A)****Quarter Ending December 31, 2014**

**Appendix 1** lists and updates each of the milestones which the Commission adopted as the Approved Construction Schedule for the Units, pursuant to S.C. Code Ann. § 58-33-270(B)(1) in Order No. 2012-884. **Appendix 1** provides columns with the following information:




1. Milestone tracking ID number.
2. The description of the milestone as updated in Order No. 2012-884.
3. The BLRA milestone date as approved by the Commission in Order No. 2012-884.
4. The current milestone date.
5. For each completed milestone, the date by which it was completed. For milestones completed prior to the current reporting quarter, the milestone entry is shaded in gray. For milestones completed during the current reporting quarter, the milestone entry is shaded in green.
6. Information showing the number of months, if any, by which a milestone has been shifted. For milestones with planned completion dates that vary in days instead of months, the milestone entry is shaded in yellow.
7. Information as to whether any milestone has been shifted outside of the +18/-24 Month Contingency approved by the Commission.
8. Notes.

On the final page of the document, there is a chart summarizing milestone completion and movement comparing the current milestone date to the milestone date approved in Order No. 2012-884. This movement is shown for only the milestones that have not been completed.






**Appendix 1  
VC Summer Units 2 and 3**

Tracking ID	Order No. 2012-884 Description	Order No. 2012-884 Date	14-4Q Targeted Milestone Completion Date	Actual Completion Date	Delta Months from Order No. 2012-884 Date	Outside +18/-24 Months Contingency?	Notes
1	Approve Engineering Procurement and Construction Agreement	Complete		5/23/2008		No	
2	Issue POs to nuclear component fabricators for Units 2 & 3 Containment Vessels	Complete		12/3/2008		No	
3	Contractor Issue PO to Passive Residual Heat Removal Heat Exchanger Fabricator - First Payment - Unit 2	Complete		8/18/2008		No	
4	Contractor Issue PO to Accumulator Tank Fabricator - Unit 2	Complete		7/31/2008		No	
5	Contractor Issue PO to Core Makeup Tank Fabricator - Units 2 & 3	Complete		9/30/2008		No	
6	Contractor Issue PO to Squib Valve Fabricator - Units 2 & 3	Complete		3/31/2009		No	
7	Contractor Issue PO to Steam Generator Fabricator - Units 2 & 3	Complete		5/29/2008		No	
8	Contractor Issue Long Lead Material PO to Reactor Coolant Pump Fabricator - Units 2 & 3	Complete		6/30/2008		No	
9	Contractor Issue PO to Pressurizer Fabricator - Units 2 & 3	Complete		8/18/2008		No	
10	Contractor Issue PO to Reactor Coolant Loop Pipe Fabricator - First Payment - Units 2 & 3	Complete		6/20/2008		No	
11	Reactor Vessel Internals - Issue Long Lead Material PO to Fabricator - Units 2 & 3	Complete		11/21/2008		No	
12	Contractor Issue Long Lead Material PO to Reactor Vessel Fabricator - Units 2 & 3	Complete		5/29/2008		No	
13	Contractor Issue PO to Integrated Head Package Fabricator - Units 2 & 3	Complete		7/31/2009		No	
14	Control Rod Drive Mechanism Issue PO for Long Lead Material to Fabricator - Units 2 & 3 - first payment	Complete		6/21/2008		No	
15	Issue POs to nuclear component fabricators for Nuclear Island structural CA20 Modules	Complete		8/28/2009		No	

Legend  = Completed  = Completed this Quarter  = Movement in Days Only




**Appendix 1  
VC Summer Units 2 and 3**

Tracking ID	Order No. 2012-884 Description	Order No. 2012-884 Date	14-4Q Targeted Milestone Completion Date	Actual Completion Date	Delta Months from Order No. 2012-884 Date	Outside +18/-24 Months Contingency?	Notes
16	Start Site Specific and balance of plant detailed design	Complete		9/11/2007		No	
17	Instrumentation & Control Simulator - Contractor Place Notice to Proceed - Units 2 & 3	Complete		10/31/2008		No	
18	Steam Generator - Issue Final PO to Fabricator for Units 2 & 3	Complete		6/30/2008		No	
19	Reactor Vessel Internals - Contractor Issue PO for Long Lead Material (Heavy Plate and Heavy Forgings) to Fabricator - Units 2 & 3	Complete		1/29/2010		No	
20	Contractor Issue Final PO to Reactor Vessel Fabricator - Units 2 & 3	Complete		9/30/2008		No	
21	Variable Frequency Drive Fabricator Issue Transformer PO - Units 2 & 3	Complete		4/30/2009		No	
22	Start clearing, grubbing and grading	Complete		1/26/2009		No	
23	Core Makeup Tank Fabricator Issue Long Lead Material PO - Units 2 & 3	Complete		10/31/2008		No	
24	Accumulator Tank Fabricator Issue Long Lead Material PO - Units 2 & 3	Complete		10/31/2008		No	
25	Pressurizer Fabricator Issue Long Lead Material PO - Units 2 & 3	Complete		10/31/2008		No	
26	Reactor Coolant Loop Pipe - Contractor Issue PO to Fabricator - Second Payment - Units 2 & 3	Complete		4/30/2009		No	
27	Integrated Head Package - Issue PO to Fabricator - Units 2 and 3 - second payment	Complete		7/31/2009		No	
28	Control Rod Drive Mechanisms - Contractor Issue PO for Long Lead Material to Fabricator - Units 2 & 3	Complete		6/30/2008		No	
29	Contractor Issue PO to Passive Residual Heat Removal Heat Exchanger Fabricator - Second Payment - Units 2 & 3	Complete		10/31/2008		No	
30	Start Parr Road intersection work	Complete		2/13/2009		No	

Legend  = Completed  = Completed this Quarter  = Movement in Days Only

**Appendix 1  
VC Summer Units 2 and 3**




Tracking ID	Order No. 2012-884 Description	Order No. 2012-884 Date	14-4Q Targeted Milestone Completion Date	Actual Completion Date	Delta Months from Order No. 2012-884 Date	Outside +18/-24 Months Contingency?	Notes
31	Reactor Coolant Pump - Issue Final PO to Fabricator - Units 2 & 3	Complete		6/30/2008		No	
32	Integrated Heat Packages Fabricator Issue Long Lead Material PO - Units 2 & 3	Complete		10/1/2009		No	
33	Design Finalization Payment 3	Complete		1/30/2009		No	
34	Start site development	Complete		6/23/2008		No	
35	Contractor Issue PO to Turbine Generator Fabricator - Units 2 & 3	Complete		2/19/2009		No	
36	Contractor Issue PO to Main Transformers Fabricator - Units 2 & 3	Complete		9/25/2009		No	
37	Core Makeup Tank Fabricator Notice to Contractor Receipt of Long Lead Material - Units 2 & 3	Complete		12/30/2010		No	
38	Design Finalization Payment 4	Complete		4/30/2009		No	
39	Turbine Generator Fabricator Issue PO for Condenser Material - Unit 2	Complete		8/28/2009		No	
40	Reactor Coolant Pump Fabricator Issue Long Lead Material Lot 2 - Units 2 & 3	Complete		4/30/2009		No	
41	Passive Residual Heat Removal Heat Exchanger Fabricator Receipt of Long Lead Material - Units 2 & 3	Complete		5/27/2010		No	
42	Design Finalization Payment 5	Complete		7/31/2009		No	
43	Start erection of construction buildings, to include craft facilities for personnel, tools, equipment; first aid facilities; field offices for site management and support personnel; temporary warehouses; and construction hiring office	Complete		12/18/2009		No	
44	Reactor Vessel Fabricator Notice to Contractor of Receipt of Flange Nozzle Shell Forging - Unit 2	Complete		8/28/2009		No	
45	Design Finalization Payment 6	Complete		10/7/2009		No	

Legend  = Completed  = Completed this Quarter  = Movement in Days Only

14-4Q

**Appendix 1**  
**VC Summer Units 2 and 3**

Tracking ID	Order No. 2012-884 Description	Order No. 2012-884 Date	14-4Q Targeted Milestone Completion Date	Actual Completion Date	Delta Months from Order No. 2012-884 Date	Outside +18/-24 Months Contingency?	Notes
46	Instrumentation and Control Simulator - Contractor Issue PO to Subcontractor for Radiation Monitor System - Units 2 & 3	Complete		12/17/2009		No	
47	Reactor Vessel Internals - Fabricator Start Fit and Welding of Core Shroud Assembly - Unit 2	Complete		7/29/2011		No	
48	Turbine Generator Fabricator Issue PO for Moisture Separator Reheater/Feedwater Heater Material - Unit 2	Complete		4/30/2010		No	
49	Reactor Coolant Loop Pipe Fabricator Acceptance of Raw Material - Unit 2	Complete		2/18/2010		No	
50	Reactor Vessel Internals - Fabricator Start Weld Neutron Shield Spacer Pads to Assembly - Unit 2	Complete		8/28/2012		No	
51	Control Rod Drive Mechanisms - Fabricator to Start Procurement of Long Lead Material - Unit 2	Complete		6/30/2009		No	
52	Contractor Notified that Pressurizer Fabricator Performed Cladding on Bottom Head - Unit 2	Complete		12/23/2010		No	
53	Start excavation and foundation work for the standard plant for Unit 2	Complete		3/15/2010		No	
54	Steam Generator Fabricator Notice to Contractor of Receipt of 2nd Steam Generator Tubesheet Forging - Unit 2	Complete		4/30/2010		No	
55	Reactor Vessel Fabricator Notice to Contractor of Outlet Nozzle Welding to Flange Nozzle Shell Completion - Unit 2	Complete		12/30/2010		No	
56	Turbine Generator Fabricator Notice to Contractor Condenser Fabrication Started - Unit 2	Complete		5/17/2010		No	
57	Complete preparations for receiving the first module on site for Unit 2	Complete		1/22/2010		No	

Legend  = Completed  = Completed this Quarter  = Movement in Days Only




**Appendix 1  
VC Summer Units 2 and 3**

Tracking ID	Order No. 2012-884 Description	Order No. 2012-884 Date	14-4Q Targeted Milestone Completion Date	Actual Completion Date	Delta Months from Order No. 2012-884 Date	Outside +18/-24 Months Contingency?	Notes
58	Steam Generator Fabricator Notice to Contractor of Receipt of 1st Steam Generator Transition Cone Forging - Unit 2	Complete		4/21/2010		No	
59	Reactor Coolant Pump Fabricator Notice to Contractor of Manufacturing of Casing Completion - Unit 2	Complete		11/16/2010		No	
60	Reactor Coolant Loop Pipe Fabricator Notice to Contractor of Machining, Heat Treating & Non-Destructive Testing Completion - Unit 2	Complete		3/20/2012		No	
61	Core Makeup Tank Fabricator Notice to Contractor of Satisfactory Completion of Hydrotest - Unit 2	Complete		11/26/2012		No	
62	Polar Crane Fabricator Issue PO for Main Hoist Drum and Wire Rope - Units 2 & 3	Complete		2/1/2011		No	
63	Control Rod Drive Mechanisms - Fabricator to Start Procurement of Long Lead Material - Unit 3	Complete		6/14/2011		No	
64	Turbine Generator Fabricator Notice to Contractor Condenser Ready to Ship - Unit 2	Complete		3/26/2012		No	
65	Start placement of mud mat for Unit 2	Complete		7/20/2012		No	
66	Steam Generator Fabricator Notice to Contractor of Receipt of 1st Steam Generator Tubing - Unit 2	Complete		9/28/2010		No	
67	Pressurizer Fabricator Notice to Contractor of Welding of Upper and Intermediate Shells Completion - Unit 2	Complete		10/28/2011		No	
68	Reactor Vessel Fabricator Notice to Contractor of Closure Head Cladding Completion - Unit 3	Complete		6/28/2012		No	
69	Begin Unit 2 first nuclear concrete placement	Complete		3/9/2013		No	
70	Reactor Coolant Pump Fabricator Notice to Contractor of Stator Core Completion - Unit 2	Complete		12/1/2011		No	
71	Fabricator Start Fit and Welding of Core Shroud Assembly - Unit 2	Complete		7/29/2011		No	

Legend  = Completed  = Completed this Quarter  = Movement in Days Only




**Appendix 1  
VC Summer Units 2 and 3**

Tracking ID	Order No. 2012-884 Description	Order No. 2012-884 Date	14-4Q Targeted Milestone Completion Date	Actual Completion Date	Delta Months from Order No. 2012-884 Date	Outside +18/-24 Months Contingency?	Notes
72	Steam Generator Fabricator Notice to Contractor of Completion of 1st Steam Generator Tubing Installation - Unit 2	Complete		1/27/2012		No	
73	Reactor Coolant Loop Pipe - Shipment of Equipment to Site - Unit 2	Complete		12/19/2013		No	
74	Control Rod Drive Mechanism - Ship Remainder of Equipment (Latch Assembly & Rod Travel Housing) to Head Supplier - Unit 2	Complete		7/16/2012		No	
75	Pressurizer Fabricator Notice to Contractor of Welding of Lower Shell to Bottom Head Completion - Unit 2	Complete		12/22/2011		No	
76	Steam Generator Fabricator Notice to Contractor of Completion of 2nd Steam Generator Tubing Installation - Unit 2	Complete		5/4/2012		No	
77	Design Finalization Payment 14	Complete		10/31/2011		No	
78	Set module CA04 for Unit 2	Complete		5/3/2014		No	
79	Passive Residual Heat Removal Heat Exchanger Fabricator Notice to Contractor of Final Post Weld Heat Treatment - Unit 2	Complete		5/24/2011		No	
80	Passive Residual Heat Removal Heat Exchanger Fabricator Notice to Contractor of Completion of Tubing - Unit 2	Complete		5/29/2012		No	
81	Polar Crane Fabricator Notice to Contractor of Girder Fabrication Completion - Unit 2	Complete		10/23/2012		No	
82	Turbine Generator Fabricator Notice to Contractor Condenser Ready to Ship - Unit 3	Complete		8/26/2013		No	
83	Set Containment Vessel ring #1 for Unit 2	Complete		6/3/2014		No	
84	Reactor Coolant Pump Fabricator Delivery of Casings to Port of Export - Unit 2	Complete		7/6/2013		No	
85	Reactor Coolant Pump Fabricator Notice to Contractor of Stator Core Completion - Unit 3	Complete		7/18/2013		No	

Legend  = Completed  = Completed this Quarter  = Movement in Days Only

**Appendix 1  
VC Summer Units 2 and 3**




Tracking ID	Order No. 2012-884 Description	Order No. 2012-884 Date	14-4Q Targeted Milestone Completion Date	Actual Completion Date	Delta Months from Order No. 2012-884 Date	Outside +18/-24 Months Contingency?	Notes
86	Reactor Vessel Fabricator Notice to Contractor of Receipt of Core Shell Forging - Unit 3	Complete		3/29/2012		No	
87	Contractor Notified that Pressurizer Fabricator Performed Cladding on Bottom Head - Unit 3	Complete		11/9/2011		No	
88	Set Nuclear Island structural module CA03 for Unit 2	6/26/2013	10/22/2014		+16 Month(s)	No	Definitive information to set new milestone date not yet received.
89	Squib Valve Fabricator Notice to Contractor of Completion of Assembly and Test for Squib Valve Hardware - Unit 2	Complete		5/10/2012		No	
90	Accumulator Tank Fabricator Notice to Contractor of Satisfactory Completion of Hydrotest - Unit 3	Complete		9/16/2013		No	
91	Polar Crane Fabricator Notice to Contractor of Electric Panel Assembly Completion - Unit 2	Complete		3/6/2013		No	
92	Start containment large bore pipe supports for Unit 2	Complete		11/13/2014		No	
93	Integrated Head Package - Shipment of Equipment to Site - Unit 2	Complete		5/9/2014		No	
94	Reactor Coolant Pump Fabricator Notice to Contractor of Final Stator Assembly Completion - Unit 2	Complete		12/17/2013		No	
95	Steam Generator Fabricator Notice to Contractor of Completion of 2nd Steam Generator Tubing Installation - Unit 3	Complete		2/7/2014		No	
96	Steam Generator Fabricator Notice to Contractor of Satisfactory Completion of 1st Steam Generator Hydrotest - Unit 2	Complete		1/14/2013		No	
97	Start concrete fill of Nuclear Island structural modules CA01 and CA02 for Unit 2	4/3/2014	5/24/2015		+13 Month(s)	No	Due to delays associated with fabrication, assembly and setting of the CA01 module.

Legend  = Completed  = Completed this Quarter  = Movement in Days Only

14-4Q

**Appendix 1**  
**VC Summer Units 2 and 3**

Tracking ID	Order No. 2012-884 Description	Order No. 2012-884 Date	14-4Q Targeted Milestone Completion Date	Actual Completion Date	Delta Months from Order No. 2012-884 Date	Outside +18/-24 Months Contingency?	Notes
98	Passive Residual Heat Removal Heat Exchanger - Delivery of Equipment to Port of Entry - Unit 2	Complete		4/25/2014		No	
99	Refueling Machine Fabricator Notice to Contractor of Satisfactory Completion of Factory Acceptance Test - Unit 2	11/30/2013	1/30/2015		+14 Month(s)	No	Completed as of 01/08/2015.
100	Deliver Reactor Vessel Internals to Port of Export - Unit 2	1/31/2014	5/30/2015		+16 Month(s)	No	Due to schedule refinement and review.
101	Set Unit 2 Containment Vessel #3	4/24/2014	8/31/2015		+16 Month(s)	No	Due to delays associated with fabrication, assembly and setting of the CA01 module.
102	Steam Generator - Contractor Acceptance of Equipment at Port of Entry - Unit 2	7/31/2013	1/30/2015		+18 Month(s)	No	Completed as of 01/16/2015.
103	Turbine Generator Fabricator Notice to Contractor Turbine Generator Ready to Ship - Unit 2	Complete		5/28/2013		No	
104	Pressurizer Fabricator Notice to Contractor of Satisfactory Completion of Hydrotest - Unit 3	3/31/2014	2/28/2015		+11 Month(s)	No	Due to schedule refinement and review.
105	Polar Crane - Shipment of Equipment to Site - Unit 2	1/31/2014	7/30/2015		+18 Month(s)	No	Due to schedule refinement and review.
106	Receive Unit 2 Reactor Vessel on site from fabricator	Complete		7/31/2013		No	
107	Set Unit 2 Reactor Vessel	6/23/2014	4/10/2015		+10 Month(s)	No	Due to delays associated with fabrication, assembly and setting of the CA01 module.
108	Steam Generator Fabricator Notice to Contractor of Completion of 2nd Channel Head to Tubesheet Assembly Welding - Unit 3	12/31/2013	1/30/2015		+13 Month(s)	No	Due to schedule refinement and review.
109	Reactor Coolant Pump Fabricator Notice to Contractor of Final Stator Assembly Completion - Unit 3	8/31/2014	2/28/2015		+6 Month(s)	No	Due to design changes.




Legend  = Completed  = Completed this Quarter  = Movement in Days Only



14-4Q

**Appendix 1**  
**VC Summer Units 2 and 3**




Tracking ID	Order No. 2012-884 Description	Order No. 2012-884 Date	14-4Q Targeted Milestone Completion Date	Actual Completion Date	Delta Months from Order No. 2012-884 Date	Outside +18/-24 Months Contingency?	Notes
110	Reactor Coolant Pump - Shipment of Equipment to Site (2 Reactor Coolant Pumps) - Unit 2	10/31/2013	12/30/2015		+26 Month(s)	Yes	Due to design changes.
111	Place first nuclear concrete for Unit 3	Complete		11/2/2013		No	
112	Set Unit 2 Steam Generator	10/23/2014	7/31/2015		+9 Month(s)	No	Due to delays associated with fabrication, assembly and setting of the CA01 module.
113	Main Transformers Ready to Ship - Unit 2	Complete		7/31/2013		No	
114	Complete Unit 3 Steam Generator Hydrotest at fabricator	2/28/2014	4/30/2015		+14 Month(s)	No	Due to schedule refinement and review.
115	Set Unit 2 Containment Vessel Bottom Head on basemat legs	Complete		5/22/2013		No	
116	Set Unit 2 Pressurizer Vessel	5/16/2014	6/1/2015		+13 Month(s)	No	Due to delays associated with fabrication, assembly and setting of the CA01 module.
117	Reactor Coolant Pump Fabricator Notice to Contractor of Satisfactory Completion of Factory Acceptance Test - Unit 3	2/28/2015	9/14/2016		+19 Month(s)	Yes	Due to design changes.
118	Deliver Reactor Vessel Internals to Port of Export - Unit 3	6/30/2015	8/30/2016		+14 Month(s)	No	Due to schedule refinement and review.
119	Main Transformers Fabricator Issue PO for Material - Unit 3	2/28/2015	2/2/2015			No	Due to schedule refinement and review.
120	Complete welding of Unit 2 Passive Residual Heat Removal System piping	2/5/2015	10/12/2015		+8 Month(s)	No	Due to delays associated with fabrication, assembly and setting of the CA01 module.
121	Steam Generator - Contractor Acceptance of Equipment at Port of Entry - Unit 3	4/30/2015	11/30/2015		+7 Month(s)	No	Due to delay associated with fabrication activities.

Legend  = Completed  = Completed this Quarter  = Movement in Days Only

14-4Q




**Appendix 1  
VC Summer Units 2 and 3**

Tracking ID	Order No. 2012-884 Description	Order No. 2012-884 Date	14-4Q Targeted Milestone Completion Date	Actual Completion Date	Delta Months from Order No. 2012-884 Date	Outside +18/-24 Months Contingency?	Notes
122	Refueling Machine - Shipment of Equipment to Site - Unit 3	2/28/2015	11/6/2015		+9 Month(s)	No	Due to schedule refinement and review.
123	Set Unit 2 Polar Crane	1/9/2015	10/28/2015		+9 Month(s)	No	Due to delays associated with fabrication, assembly and setting of the CA01 module.
124	Reactor Coolant Pumps - Shipment of Equipment to Site - Unit 3	6/30/2015	10/19/2016		+16 Month(s)	No	Due to design changes.
125	Main Transformers Ready to Ship - Unit 3	7/31/2015	5/31/2015		-2 Month(s)	No	Schedule ahead of plan.
126	Spent Fuel Storage Rack - Shipment of Last Rack Module - Unit 3	7/31/2014	12/30/2014		+5 Month(s)	No	Due to schedule refinement and review.
127	Start electrical cable pulling in Unit 2 Auxiliary Building	8/14/2013	11/14/2014		+15 Month(s)	No	Definitive information to set new milestone date not yet received.
128	Complete Unit 2 Reactor Coolant System cold hydro	1/22/2016	10/16/2016		+9 Month(s)	No	Due to delays associated with fabrication, assembly and setting of the CA01 module.
129	Activate class 1E DC power in Unit 2 Auxiliary Building	3/15/2015	2/6/2016		+11 Month(s)	No	Due to delays associated with engineering and licensing approvals and delay of FNC.
130	Complete Unit 2 hot functional test	5/3/2016	2/15/2017		+9 Month(s)	No	Due to delays associated with fabrication, assembly and setting of the CA01 module.

Legend  = Completed  = Completed this Quarter  = Movement in Days Only




**Appendix 1  
VC Summer Units 2 and 3**

Tracking ID	Order No. 2012-884 Description	Order No. 2012-884 Date	14-4Q Targeted Milestone Completion Date	Actual Completion Date	Delta Months from Order No. 2012-884 Date	Outside +18/-24 Months Contingency?	Notes
131	Install Unit 3 ring 3 for containment vessel	8/25/2015	6/9/2016		+10 Month(s)	No	Due to rescheduling of Unit 3 work impacted by delays associated with fabrication, assembly and setting of the CA01 module.
132	Load Unit 2 nuclear fuel	9/15/2016	7/25/2017		+10 Month(s)	No	Due to delays associated with fabrication, assembly and setting of the CA01 module.
133	Unit 2 Substantial Completion	3/15/2017	12/15/2017		+9 Month(s)	No	Due to delays associated with fabrication, assembly and setting of the CA01 module.
134	Set Unit 3 Reactor Vessel	10/22/2015	1/26/2016		+3 Month(s)	No	Due to rescheduling of Unit 3 work impacted by delays associated with fabrication, assembly and setting of the CA01 module.
135	Set Unit 3 Steam Generator #2	2/25/2016	4/2/2016		+2 Month(s)	No	Due to rescheduling of Unit 3 work impacted by delays associated with fabrication, assembly and setting of the CA01 module.
136	Set Unit 3 Pressurizer Vessel	7/16/2015	1/26/2016		+6 Month(s)	No	Due to rescheduling of Unit 3 work impacted by delays associated with fabrication, assembly and setting of the CA01 module.
137	Complete welding of Unit 3 Passive Residual Heat Removal System piping	6/16/2016	6/15/2016			No	Due to schedule refinement and review.

Legend  = Completed  = Completed this Quarter  = Movement in Days Only

**Appendix 1  
VC Summer Units 2 and 3**

Tracking ID	Order No. 2012-884 Description	Order No. 2012-884 Date	14-4Q Targeted Milestone Completion Date	Actual Completion Date	Delta Months from Order No. 2012-884 Date	Outside +18/-24 Months Contingency?	Notes
138	Set Unit 3 polar crane	5/9/2016	10/10/2016		+5 Month(s)	No	Due to rescheduling of Unit 3 work impacted by delays associated with fabrication, assembly and setting of the CA01 module.
139	Start Unit 3 Shield Building roof slab rebar placement	5/26/2016	10/21/2016		+5 Month(s)	No	Due to rescheduling of Unit 3 work impacted by delays associated with fabrication, assembly and setting of the CA01 module.
140	Start Unit 3 Auxiliary Building electrical cable pulling	11/7/2014	9/23/2015		+10 Month(s)	No	Due to rescheduling of Unit 3 work impacted by delays associated with fabrication, assembly and setting of the CA01 module.
141	Activate Unit 3 Auxiliary Building class 1E DC power	5/15/2016	12/5/2016		+7 Month(s)	No	Due to rescheduling of Unit 3 work impacted by delays associated with fabrication, assembly and setting of the CA01 module.
142	Complete Unit 3 Reactor Coolant System cold hydro	3/22/2017	8/30/2017		+5 Month(s)	No	Due to rescheduling of Unit 3 work impacted by delays associated with fabrication, assembly and setting of the CA01 module.
143	Complete Unit 3 hot functional test	7/3/2017	1/4/2018		+6 Month(s)	No	Due to rescheduling of Unit 3 work impacted by delays associated with fabrication, assembly and setting of the CA01 module.

Legend  = Completed  = Completed this Quarter  = Movement in Days Only

**Appendix 1  
VC Summer Units 2 and 3**

Tracking ID	Order No. 2012-884 Description	Order No. 2012-884 Date	14-4Q Targeted Milestone Completion Date	Actual Completion Date	Delta Months from Order No. 2012-884 Date	Outside +18/-24 Months Contingency?	Notes
144	Complete Unit 3 nuclear fuel load	11/15/2017	6/20/2018		+7 Month(s)	No	Due to rescheduling of Unit 3 work impacted by delays associated with fabrication, assembly and setting of the CA01 module.
145	Begin Unit 3 full power operation	4/8/2018	11/25/2018		+7 Month(s)	No	Due to rescheduling of Unit 3 work impacted by delays associated with fabrication, assembly and setting of the CA01 module.
146	Unit 3 Substantial Completion	5/15/2018	12/15/2018		+7 Month(s)	No	Due to rescheduling of Unit 3 work impacted by delays associated with fabrication, assembly and setting of the CA01 module.
<b>SUMMARY</b>							
<b>Total Milestones Completed      101            out of            146 =      69%</b>							
<b>Milestone Movement - Order No. 2012-884 vs. 14-4Q:</b>							
<b>a) Forward Movement            42            out of            146 =      29%</b>							
<b>b) Backward Movement            1            out of            146 =      1%</b>							
<b>Milestones Within +12 to +18 Month range            13            out of            146 =      9%</b>							
<b>Milestones over the +18 Month range            2            out of            146 =      1%</b>							

Legend     = Completed     = Completed this Quarter     = Movement in Days Only

## **APPENDIX 2**

### **V. C. Summer Nuclear Station Units 2 & 3**

#### **Quarterly Report to the South Carolina Office of Regulatory Staff Submitted by South Carolina Electric & Gas Company Pursuant to Public Service Commission Order No. 2009-104(A)**

#### **Quarter Ending December 31, 2014**

**Appendix 2** is an updated and expanded version of the information contained in the capital cost schedule approved by the Commission in Order No. 2012-884.

**Appendix 2** shows:

1. The actual expenditures on the project by plant cost category through the current period.
2. The changes in capital costs reflecting the Company's current forecast of expenditures on the project for each future period by plant cost category. In updating its cost projections the Company has used the current construction schedule for the project and the Commission-approved inflation indices as set forth in **Appendix 4** to this report.
3. The cumulative CWIP for the project and the balance of CWIP that is not yet reflected in revised rates.
4. The current rate for calculating AFUDC computed as required under applicable FERC regulations.

The Cumulative Project Cash Flow target as approved in Order No. 2012-884 and as updated for escalation and other Commission-approved adjustments is found under the heading "**Per Order 2012-884 Adjusted.**" The adjustments reflect:

1. Changes in inflation indices.
2. Budget Carry-Forward Adjustments used, where appropriate to track the effect of lower-than-expected cumulative costs on the future cumulative cash flow of the project.

**Appendix 2** also shows the cumulative cash flow for the project based on actual expenditures to date and the current construction schedule and forecast of year-by-year costs going forward. This information is found under the heading "**Actual through December 2014 plus Projected.**"

**RESTATED and UPDATED CONSTRUCTION EXPENDITURES**

(Thousands of \$)

**V.C. Summer Units 2 and 3 - Summary of SCE&G Capital Cost Components**

<b>Per Order 2012-884 Adjusted</b>	<b>Total</b>	<b>2007</b>	<b>2008</b>	<b>2009</b>	<b>2010</b>	<b>2011</b>	<b>2012</b>	<b>2013</b>	<b>2014</b>	<b>2015</b>	<b>2016</b>	<b>2017</b>	<b>2018</b>
Annual Project Cash Flow(per order)	5,516,849	21,723	100,905	340,003	398,551	349,061	713,307	950,179	1,007,569	831,281	521,351	201,408	81,510
Capital Cost Rescheduling Contingency	-	-	-	-	-	-	-	-	-	-	-	-	-
Budget Carry-Forward Adjustment	-	-	-	-	-	-	-	-	-	-	-	-	-
<b>Net</b>	<b>5,516,849</b>	<b>21,723</b>	<b>100,905</b>	<b>340,003</b>	<b>398,551</b>	<b>349,061</b>	<b>713,307</b>	<b>950,179</b>	<b>1,007,569</b>	<b>831,281</b>	<b>521,351</b>	<b>201,408</b>	<b>81,510</b>
Adjusted for Change in Escalation	5,388,322	21,723	100,905	340,003	398,551	349,061	704,909	935,236	968,168	785,625	505,192	198,519	80,429
Cumulative Project Cash Flow(Target)		21,723	122,629	462,632	861,183	1,210,244	1,915,153	2,850,390	3,818,557	4,604,183	5,109,374	5,307,893	5,388,322
<b>Actual through December 2014* plus Projected</b>													
	<b>Total</b>	<b>Actual</b>							<b>Projected</b>				
		<b>2007</b>	<b>2008</b>	<b>2009</b>	<b>2010</b>	<b>2011</b>	<b>2012</b>	<b>2013</b>	<b>2014</b>	<b>2015</b>	<b>2016</b>	<b>2017</b>	<b>2018</b>
Plant Cost Categories													
Fixed with No Adjustment													
Firm with Fixed Adjustment A													
Firm with Fixed Adjustment B													
Firm with Indexed Adjustment													
Actual Craft Wages													
Non-Labor Costs													
Time & Materials													
Owners Costs													
Transmission Costs	329,512	-	26	724	927	11,964	51,677	56,593	47,207	62,447	65,794	31,443	710
<b>Total Base Project Costs(2007 \$)</b>	<b>4,548,405</b>	<b>21,723</b>	<b>97,386</b>	<b>319,073</b>	<b>374,810</b>	<b>314,977</b>	<b>488,461</b>	<b>448,947</b>	<b>422,076</b>	<b>989,180</b>	<b>564,069</b>	<b>348,502</b>	<b>159,200</b>
<b>Total Project Escalation</b>	<b>981,110</b>	<b>-</b>	<b>3,519</b>	<b>20,930</b>	<b>23,741</b>	<b>34,084</b>	<b>74,485</b>	<b>88,622</b>	<b>89,890</b>	<b>260,250</b>	<b>188,662</b>	<b>133,624</b>	<b>63,303</b>
<b>Total Revised Project Cash Flow</b>	<b>5,529,515</b>	<b>21,723</b>	<b>100,905</b>	<b>340,003</b>	<b>398,551</b>	<b>349,061</b>	<b>562,946</b>	<b>537,569</b>	<b>511,966</b>	<b>1,249,430</b>	<b>752,732</b>	<b>482,125</b>	<b>222,503</b>
Cumulative Project Cash Flow(Revised)		21,723	122,629	462,632	861,183	1,210,244	1,773,190	2,310,759	2,822,725	4,072,155	4,824,887	5,307,012	5,529,515
AFUDC(Capitalized Interest)	266,471	645	3,497	10,564	17,150	14,218	18,941	27,722	26,131	50,305	48,340	32,257	16,702
<b>Gross Construction</b>	<b>5,795,986</b>	<b>22,368</b>	<b>104,403</b>	<b>350,567</b>	<b>415,701</b>	<b>363,278</b>	<b>581,886</b>	<b>565,291</b>	<b>538,097</b>	<b>1,299,735</b>	<b>801,072</b>	<b>514,383</b>	<b>239,205</b>
<b>Construction Work in Progress</b>		<b>22,368</b>	<b>126,771</b>	<b>477,338</b>	<b>893,039</b>	<b>1,256,317</b>	<b>1,838,203</b>	<b>2,403,495</b>	<b>2,941,591</b>	<b>4,241,327</b>	<b>5,042,398</b>	<b>5,556,781</b>	<b>5,795,986</b>
<b>CWIP Currently in Rates</b>					<b>2,666,843</b>								
<b>December 31, 2014 Actual Incremental CWIP Not Currently in Rates</b>					<b>274,748</b>								

**CONFIDENTIAL**

\*Applicable index escalation rates for 2014 are estimated. Escalation is subject to restatement when actual indices for 2014 are final.

**Notes:**

2015-2018 AFUDC rate applied

7.27%

The AFUDC rate applied is the current SCE&amp;G rate. AFUDC rates can vary with changes in market interest rates, SCE&amp;G's embedded cost of capital, capitalization ratios, construction work in process, and SCE&amp;G's short-term debt outstanding.

As discussed in Section I(C) of the Quarterly Report for the Fourth Quarter of 2014, as of the close of the reporting period, SCE&G remained in negotiations with WEC/CB&I concerning the Revised Fully Integrated Construction Schedule which WEC/CB&I presented to SCE&G in the third quarter of 2014 and the preliminary costs estimates related to it. The cost schedules presented here, including Owners cost schedules, have not been updated to reflect any changes related to the Revised Fully Integrated Construction Schedule and associated scheduling changes. SCE&G anticipates updating those cost schedules in future filings.

**APPENDIX 3**

**V. C. Summer Nuclear Station Units 2 & 3**

**Quarterly Report to the South Carolina Office of Regulatory Staff  
Submitted by South Carolina Electric & Gas Company  
Pursuant to Public Service Commission Order No. 2009-104(A)**

**Quarter Ending December 31, 2014**

For comparison purposes, **Appendix 3** provides the schedule of capital costs for the project which was approved by the Commission in Order No. 2012-884 as the Approved Capital Cost of the Units, pursuant to S.C. Code Ann. § 58-33-270(B)(2). **Appendix 3** also reflects the forecast of AFUDC expense based on these adjusted schedules and the AFUDC rates that were current at the time of Order No. 2012-884. **Appendix 3** is intended to provide a fixed point of reference for future revisions and updating. While the schedule of costs contained on **Appendix 3** is subject to revision for escalation, changes in AFUDC rates and amounts, capital cost scheduling contingencies and other contingency adjustments as authorized in Order No. 2009-104(A), no such adjustments have been made to the schedules presented here.



**RESTATED and UPDATED CONSTRUCTION EXPENDITURES**

(Thousands of \$)

**V.C. Summer Units 2 and 3 - Summary of SCE&G Capital Cost Components**

Per Order 2012-884

	Total	Actual					Projected						
		2007	2008	2009	2010	2011	2012	2013	2014	2015	2016	2017	2018
<b>Plant Cost Categories</b>													
Fixed with No Adjustment													
Firm with Fixed Adjustment A													
Firm with Fixed Adjustment B													
Firm with Indexed Adjustment													
Actual Craft Wages													
Non-Labor Costs													
Time & Materials													
Owners Costs													
Transmission Costs	329,512	-	26	724	927	11,964	57,206	56,903	57,508	77,990	64,727	1,537	-
<b>Total Base Project Costs(2007 \$)</b>	<b>4,548,405</b>	<b>21,723</b>	<b>97,386</b>	<b>319,073</b>	<b>374,810</b>	<b>314,977</b>	<b>613,678</b>	<b>780,753</b>	<b>792,394</b>	<b>647,295</b>	<b>386,537</b>	<b>142,999</b>	<b>56,781</b>
<b>Total Project Escalation</b>	<b>968,444</b>	<b>-</b>	<b>3,519</b>	<b>20,930</b>	<b>23,741</b>	<b>34,084</b>	<b>99,630</b>	<b>169,425</b>	<b>215,175</b>	<b>183,987</b>	<b>134,815</b>	<b>58,409</b>	<b>24,729</b>
<b>Total Revised Project Cash Flow</b>	<b>5,516,849</b>	<b>21,723</b>	<b>100,905</b>	<b>340,003</b>	<b>398,551</b>	<b>349,061</b>	<b>713,307</b>	<b>950,179</b>	<b>1,007,569</b>	<b>831,281</b>	<b>521,351</b>	<b>201,408</b>	<b>81,510</b>
<b>Cumulative Project Cash Flow(Revised)</b>		21,723	122,629	462,632	861,183	1,210,244	1,923,551	2,873,730	3,881,299	4,712,580	5,233,931	5,435,339	5,516,849
<b>AFUDC(Capitalized Interest)</b>	237,715	645	3,497	10,564	17,150	14,218	20,449	38,384	42,868	40,888	27,518	15,391	6,144
<b>Construction Work in Progress</b>		22,368	126,771	477,338	893,039	1,256,317	1,990,074	2,978,637	4,029,074	4,901,243	5,450,113	5,666,911	5,754,565

**APPENDIX 4**

**V. C. Summer Nuclear Station Units 2 & 3**

**Quarterly Report to the South Carolina Office of Regulatory Staff  
Submitted by South Carolina Electric & Gas Company  
Pursuant to Public Service Commission Order No. 2009-104(A)**

**Quarter Ending December 31, 2014**

**Appendix 4** shows the changes in the inflation indices approved in Order No. 2009-104(A). Included is a ten year history of the Handy-Whitman All Steam Index, South Atlantic Region; the Handy-Whitman All Steam and Nuclear Index, South Atlantic Region; the Handy-Whitman All Transmission Plant Index, South Atlantic Region; and the Chained GDP Index. The change in the relevant indices from the Combined Application is also provided.

## Appendix 4, Chart A

### Inflation Indices, Chart A

HW All Steam Generation Plant Index, July 2014

<u>Year</u>	<u>Index</u>	<u>Yr/Yr change</u>	<u>Three Year Average</u>	<u>Five Year Average</u>	<u>Ten Year Average</u>
2014	611	2.52%	2.16%	3.21%	4.35%
2013	596	2.05%	2.91%	2.18%	4.77%
2012	584	1.92%	3.82%	3.60%	4.67%
2011	573	4.75%	2.31%	4.75%	
2010	547	4.79%	3.78%	5.31%	
2009	522	-2.61%	4.74%	5.50%	
2008	536	9.16%	8.13%	7.35%	
2007	491	7.68%	6.99%	5.74%	
2006	456	7.55%	6.64%	4.75%	
2005	424	5.74%	4.49%		
2004	401	6.65%	3.50%		
2003	376	1.08%			
2002	372	2.76%			
2001	362				

<u>HW All Steam Index:</u>	<b>BLRA Filing Jul-07</b>	<b>Order 2010-12 Jan-09</b>	<b>Order 2011-345 Jul-10</b>	<b>Order 2012-884 Jan-12</b>	<b>Update Jul-14</b>
One year	<b>7.68%</b>	<b>4.83%</b>	<b>4.79%</b>	<b>4.51%</b>	<b>2.52%</b>
Five Year	<b>5.74%</b>	<b>7.19%</b>	<b>5.31%</b>	<b>3.91%</b>	<b>3.21%</b>

## Appendix 4, Chart B

### Inflation Indices, Chart B

HW All Steam and Nuclear Generation Plant Index, July 2014

<u>Year</u>	<u>Index</u>	<u>Yr/Yr change</u>	<u>Three Year Average</u>	<u>Five Year Average</u>	<u>Ten Year Average</u>
2014	611	2.52%	2.22%	3.21%	4.38%
2013	596	2.05%	2.97%	2.22%	4.79%
2012	584	2.10%	3.82%	3.64%	4.70%
2011	572	4.76%	2.31%	4.76%	
2010	546	4.60%	3.78%	5.32%	
2009	522	-2.43%	4.82%	5.55%	
2008	535	9.18%	8.15%	7.37%	
2007	490	7.69%	7.00%	5.75%	
2006	455	7.57%	6.66%	4.77%	
2005	423	5.75%	4.50%		
2004	400	6.67%	3.50%		
2003	375	1.08%			
2002	371	2.77%			
2001	361				

#### HW All Steam/Nuclear Index:

One year  
Five Year

<b>BLRA Filing Jul-07</b>	<b>Order 2010-12 Jan-09</b>	<b>Order 2011-345 Jul-10</b>	<b>Order 2012-884 Jan-12</b>	<b>Update Jul-14</b>
<b>7.69%</b>	<b>4.84%</b>	<b>4.60%</b>	<b>4.52%</b>	<b>2.52%</b>
<b>5.75%</b>	<b>7.20%</b>	<b>5.32%</b>	<b>3.87%</b>	<b>3.21%</b>

## Appendix 4, Chart C

### Inflation Indices, Chart C

HW All Transmission Plant Index, July 2014

<u>Year</u>	<u>Index</u>	<u>Yr/Yr change</u>	<u>Three Year Average</u>	<u>Five Year Average</u>	<u>Ten Year Average</u>
2014	604	1.68%	1.07%	2.63%	4.05%
2013	594	1.71%	2.13%	1.09%	4.91%
2012	584	-0.17%	3.25%	2.56%	4.71%
2011	585	4.84%	1.30%	4.36%	
2010	558	5.08%	2.71%	5.23%	
2009	531	-6.02%	3.96%	5.48%	
2008	565	9.07%	9.02%	8.73%	
2007	518	8.82%	8.11%	6.86%	
2006	476	9.17%	8.58%	5.25%	
2005	436	6.34%	5.43%		
2004	410	10.22%	3.59%		
2003	372	-0.27%			
2002	373	0.81%			
2001	370				

	<b>BLRA Filing Jul-07</b>	<b>Order 2010-12 Jan-09</b>	<b>Order 2011-345 Jul-10</b>	<b>Order 2012-884 Jan-12</b>	<b>Update Jul-14</b>
<u>HW All Transmission Plant Index</u>					
One year	<b>8.82%</b>	<b>7.41%</b>	<b>5.08%</b>	<b>2.48%</b>	<b>1.68%</b>
Five Year	<b>6.86%</b>	<b>8.60%</b>	<b>5.23%</b>	<b>3.00%</b>	<b>2.63%</b>

## Appendix 4

### Inflation Indices, Chart D

GDP Chained Price Index, 2014

SERIESTYPE	UNIT	SHORT LABEL	ID	2008	2009	2010	2011	2012	2013	2014
<b>Chained Price Index--Gross Domestic Product</b>										
U.S. Macro - 10 Year Baseline	(2005=100)	Chained price index-gross domestic product , Source: BEA , Units: index- 2005=100.0	45158933	99.21	99.97	100.75	102.79	104.70	106.33	107.98
Annual Percent change					<b>0.77%</b>	<b>0.78%</b>	<b>2.02%</b>	<b>1.86%</b>	<b>1.56%</b>	<b>1.55%</b>
3-Year Annual Percent change					1.67%	1.47%	1.19%	1.55%	1.81%	1.66%
<b>5-Year Annual Percent change</b>					<b>2.51%</b>	<b>2.11%</b>	<b>1.70%</b>	<b>1.67%</b>	<b>1.40%</b>	<b>1.55%</b>
<b>Consumer Price Index, All-Urban</b>										
U.S. Macro - 10 Year Baseline	Index	Consumer price index, all-urban , Source: BLS , Units: - 1982-84=1.00	45158182	2.15	2.15	2.18	2.25	2.30	2.33	2.36
Percent change					<b>0.00%</b>	<b>1.40%</b>	<b>3.21%</b>	<b>2.22%</b>	<b>1.30%</b>	<b>1.29%</b>
3-Year Annual Percent change					2.17%	1.68%	1.54%	2.28%	2.25%	1.60%
5-Year Annual Percent change					2.62%	2.23%	2.22%	2.10%	1.63%	1.88%
<b>Producer Price Index--Finished Goods</b>										
U.S. Macro - 10 Year Baseline	(1982=1.0)	Producer price index-finished goods , Source: BLS , Units: index- 1982=1.0	45159751	1.77	1.73	1.80	1.91	1.94	1.97	2.00
Percent change					<b>-2.26%</b>	<b>4.05%</b>	<b>6.11%</b>	<b>1.57%</b>	<b>1.55%</b>	<b>1.52%</b>
3-Year Annual Percent change					2.64%	2.53%	2.63%	3.91%	3.08%	1.55%
5-Year Annual Percent change					3.03%	2.90%	3.61%	3.04%	2.20%	2.96%

	<b>BLRA Filing Jul-07</b>	<b>Order 2010-12 Jan-09</b>	<b>Order 2011-345 Jul-10</b>	<b>Order 2012-884 Jan-12</b>	<b>Update Jul-14</b>
<b>GDP Chained Price Index</b>					
One year	2.66%	2.24%	0.43%	2.11%	1.55%
Five Year	2.81%	2.86%	1.97%	1.69%	1.55%

**APPENDIX 5**

**V. C. Summer Nuclear Station Units 2 & 3**

**Quarterly Report to the South Carolina Office of Regulatory Staff  
Submitted by South Carolina Electric & Gas Company  
Pursuant to Public Service Commission Order No. 2009-104(A)**

**Quarter Ending December 31, 2014**

**Appendix 5** indicates those LARs that have been submitted by SCE&G to the NRC for review. Included is the title of each LAR, a brief description of the change(s) associated with the LAR, the date the LAR was submitted to the NRC, and the status of the requests.

## V.C. Summer Units 2 and 3 License Amendment Requests (LARs)

Topic	Description of Change	Submittal Date	Status
LAR 12-01 - Additional Electrical Penetration Assemblies	Provide additional penetrations of the Containment Vessel to allow sufficient space for electrical and instrument cables.	8/29/2012	Approved on 7/1/2013
LAR-12-02 – Tier 1 Table 3.3-1 Discrepancies – PAR Utilized	Conform the current ITAAC standards used to verify the shield building wall thickness to align with those approved in DCD Rev. 19.	9/26/2012	Approved on 5/30/2013
LAR 13-01 - Basemat Shear Reinforcement Design Spacing Requirements - PAR Utilized	Clarify the provisions for maximum spacing of the shear reinforcement in the basemat below the auxiliary building to be consistent with requirements shown in existing FSAR figures.	1/15/2013	Approved on 2/26/2013
LAR 13-02 - Basemat Shear Reinforcement Design Details - PAR Utilized	Revises the requirements for development of basemat shear reinforcement in the licensing basis from ACI 349 Appendix B to ACI 318-11, Section 12.6. The use of ACI 318 criteria for headed reinforcement results in longer shear ties and thicker concrete in areas below the elevator pits and a sump in the nuclear island basemat.	1/18/2013	Approved on 3/1/2013
LAR 13-03 - Turbine Building Eccentric and Concentric Bracing	Revises the turbine building main area to use a mixed bracing system using eccentrically and concentrically braced frames as a means of preventing the turbine building from collapsing onto the Nuclear Island (NI) during a seismic event. The structural design code is also changed to a code that includes adequate provisions for the new bracing system.	2/7/2013	Approved on 7/1/2013
LAR 13-04 - Reconciliation of Tier 1 Valve Differences	Reconciles valve related information contained in Tier 1 material to be consistent with corresponding Tier 2 material currently incorporated in the UFSAR.	2/7/2013	Under NRC Review



## V.C. Summer Units 2 and 3 License Amendment Requests (LARs)

Topic	Description of Change	Submittal Date	Status
LAR 13-05 - Structural Modules Shear Stud Size and Spacing	Revises Note 2 of UFSAR Figure 3.8.3-8, Sheet 1, which presents typical structural wall module details. This information needs to be changed to be consistent with the design basis calculations.	2/14/2013	Approved on 5/23/2013
LAR 13-06 - Primary Sampling System Changes	Alters the design of the Primary Sampling System (PSS) by replacing a check valve with a solenoid-operated gate valve, modifying the PSS inside-containment header and adding a PSS containment penetration.	2/7/2013	Approved on 8/22/2013
LAR 13-07 - Changes to the Chemical and Volume Control System (CVS)	Alters the design of the Chemical and Volume Control System (CVS) by adding/changing valves, separating the zinc and hydrogen injection paths and relocating the zinc injection point.	3/13/2013	Approved on 2/24/2014
LAR 13-08 - Module Obstructions and Details	Withdrawn after review with NRC-see Letter NND-13-202. <i>Superseded by LAR 13-20.</i>	2/28/2013	Withdrawn
LAR 13-09 - Annex/Radwaste Building Layout Changes	Updates column line numbers on Annex Building Figures and changes the configuration of the Radwaste building by adding three bunkers for storage and merging two rooms.	2/27/2014	Under NRC Review
LAR 13-10 - Human Factors Engineering Integrated System Validation Plan	Revises referenced document APP-OCS-GEH-320 from Revision D to Revision 2.	3/13/2013	Approved on 7/31/2014
LAR 13-11 - NI Wall Reinforcement Criteria -PAR Utilized	Revises structural code criteria for anchoring reinforcement bar within the NI walls (adopts ACI-318 for this purpose).	3/26/2013	Approved on 6/6/2013

## V.C. Summer Units 2 and 3 License Amendment Requests (LARs)

Topic	Description of Change	Submittal Date	Status
LAR 13-12 - Fire Area Boundary Changes	Revises various information to support fire area boundaries (HVAC information, stairwell changes, and other layout changes).	7/17/2013	Approved on 9/9/2014
LAR 13-13 - Turbine Building Layout Changes	Revises the door location, clarifies column line designations, changes floor to ceiling heights and increases elevations and wall thickness in certain areas.	7/30/2013	Approved on 5/12/2014
LAR 13-14 - Turbine Building Battery Room and Electrical Changes	Revises the Non-Class 1E dc and Uninterruptible Power Supply System (EDS) and Class 1E dc and Uninterruptible Power Supply System (IDS) by: (1) Increasing EDS total equipment capacity, component ratings, and protective device sizing to support increased load demand, (2) Relocating equipment and moving Turbine Building (TB) first bay EDS Battery Room and Charger Room. The floor elevation increases from elevation 148'-0" to elevation 148'-10" to accommodate associated equipment cabling with this activity, and (3) Removing the Class 1E IDS Battery Back-up tie to the Non-Class 1E EDS Battery.	10/2/2013	Approved on 10/24/2014
LAR 13-15 - Operator Break Room Configuration	No description provided. This is no longer a LAR.	Changed to a Non-LAR Departure	
LAR 13-16 - Revision to Human Factors Engineering Design Verification Plan (GEH-120)	Revises referenced document APP-OCS-GEH-120 from Revision B to Revision 1.	9/25/2013	Approved on 7/31/2014

## V.C. Summer Units 2 and 3 License Amendment Requests (LARs)

Topic	Description of Change	Submittal Date	Status
LAR 13-17 - Revision to Human Factors Engineering Task Support Verification (GEH-220)	Revises referenced document APP-OCS-GEH-220 from Revision B to Revision 1.	9/25/2013	Approved on 7/31/2014
LAR 13-18 - Revision to Human Factors Engineering Issue Resolution Plan	Revises APP-OCS-GEH-420 to make a number of changes in order to refine the process for capturing and resolving Human Engineering Discrepancies (HEDs) from that process document as described in Revision B.	10/3/2013	Approved on 7/31/2014
LAR 13-19 - Revision to Human Factors Engineering Plan	Revises APP-OCS-GEH-520 to make a number of changes in order to confirm aspects of the HSI and OCS design features that could not be evaluated in other Human Factors Engineering (HFE) V&V activities.	10/3/2013	Approved on 7/31/2014
LAR 13-20 - Modules / Stud Channel Obstructions Revision	Revises requirements for design spacing of shear studs and wall module trusses and the design of structural elements of the trusses such as angles and channels. These revisions are to address interferences and obstructions.	7/17/2013	Approved on 11/19/2013
LAR 13-21 - CA03 Module Design Differences	Corrects inconsistencies between Tier 2* and Tier 2 information.	2/2/2014	Under NRC Review
LAR 13-22 - Annex Building Structure and Layout Changes	The proposed changes would revise the Combined Licenses (COLs) by (a) installing an additional nonsafety-related battery, (b) revising the annex building internal configuration by converting a shift turnover room to a battery room, adding an additional battery equipment room, and moving a fire area wall, (c) increasing the height of a room, and (d) increasing certain floor thicknesses. The proposed changes include reconfiguring existing rooms and related room, wall, and access path changes.	12/4/2014	Under NRC Review

## V.C. Summer Units 2 and 3 License Amendment Requests (LARs)

Topic	Description of Change	Submittal Date	Status
LAR 13-23 - Reinforced Concrete (RC) to Steel Plate Composite Construction (SC) Connections	The proposed amendment would revise Tier 2* and associated Tier 2 material related to the design details of connections in several locations between the steel plate composite construction (SC) used for the shield building and the standard reinforced concrete (RC) walls, floors, and roofs of the auxiliary building and lower walls of the shield building.	7/11/2014	Approved on 12/16/2014
LAR 13-25 - Tier 1 Editorial and Consistency Changes	Revises information to correct consistency and editorial issues. This submittal does not contain any technical changes.	7/2/2013	Approved on 7/31/2014
LAR 13-26 - EP Rule Changes	Revision to the Emergency Plan in order to comply with regulatory changes enacted by the Nuclear Regulatory Commission (NRC) in the Final Rule. These changes include the addition of text that 1) clarifies the distance of the Emergency Operations Facility (EOF) from the site, 2) updates the content of exercise scenarios to be performed at least once each exercise cycle, and 3) requires the Evacuation Time Estimate (ETE) to be updated annually between decennial censuses.	12/17/2013	Approved on 6/20/2014
LAR 13-27 - Control Rod Drive Mechanism Latching Relays	The proposed change would revise Combined License (COL) numbers NPF-93 and NPF-94 for Virgil C. Summer Nuclear Station, Units 2 & 3, respectively, to specify the use of Control Rod Drive Mechanism (CRDM) latching control relays (referred to as control relays herein) in lieu of field breakers to open the CRDM motor generator (MG) set generator field on a diverse actuation system (DAS) signal.	10/30/2014	Under NRC Review

## V.C. Summer Units 2 and 3 License Amendment Requests (LARs)

Topic	Description of Change	Submittal Date	Status
LAR 13-28 - Piping Line Number Additions, Deletions, and Functional Capability Re-designation	The proposed changes revise the Combined License (COL) in regard to changes to the Automatic Depressurization System (ADS), the Passive Containment Cooling System (PCS), the Passive Core Cooling System (PXS), the Normal Residual Heat Removal System (RNS), the Containment Air Filtration System (VFS), Spent Fuel Pool Cooling System (SFS) and the Sanitary Discharge System (SDS) piping line numbers to reflect the as-designed configuration resulting from changes in piping layout or rerouting. The changes consist of adding or deleting piping line numbers of existing piping lines, or updating the functional capability classification of existing process flow lines for the tables.	12/18/2014	Under NRC Review
LAR 13-29 - Class 1E DC and Uninterruptible Power Supply System Removal of Spare Battery Termination Boxes	The proposed changes revise COLs concerning the Class 1E dc and Uninterruptible Power Supply System (IDS). The proposed changes replace four Spare Termination Boxes (IDSS-DF-2, IDSS-DF-3, IDSS-DF-4, and IDSS-DF-5) with a single Spare Battery Termination Box (IDSS-DF-3), and make minor raceway and cable routing changes.	12/19/2014	Under NRC Review
LAR 13-32 - WLS Changes	Clarifies the description of the WLS, including changing depiction of valves to be consistent with Tier 1 figure conventions, ensuring consistency between Tier 1 and Tier 2 descriptions, and clarifying the safety classification of the drain hubs.	8/30/2013	Approved on 1/8/2014

## V.C. Summer Units 2 and 3 License Amendment Requests (LARs)

Topic	Description of Change	Submittal Date	Status
LAR 13-33 - Passive Core Cooling System (PXS) Condensate Return	The proposed amendment would revise the plant-specific Tier 1 and associated Tier 2 material to increase the efficiency of the return of condensate utilized by the passive core cooling system (PXS) to the in-containment refueling water storage tank (IRWST) to support the capability for long term cooling.	7/8/2014	Under NRC Review
LAR 13-34 - Clarification of Tier 2* Material in HFE Documents	The proposed changes reclassify portions of the five Tier 2* Human Factors (HF) Verification & Validation (V&V) planning documents listed in Updated Final Safety Analysis Report (UFSAR) Table 1.6-1 and Chapter 18, Section 18.11.2.	3/19/2014	Approved on 10/8/2014
LAR 13-36 - CIM / DAS Diversity Clarification	The requested amendment proposed to depart from approved AP1000 Design Control Document (DCD) Tier 2* information as incorporated into the Updated Final Safety Analysis Report (UFSAR) by clarifying the position on design diversity, specifically human diversity, as related to the Component Interface Module (CIM) and Diverse Actuation System (DAS) design.	9/11/2014	Under NRC Review
LAR 13-37 - VCSNS Units 2 & 3 Tech Spec Upgrade	Revises Technical Specifications to closer align with the guidance of the Technical Specifications Task Force (TSTF) Writer's Guide for Plant-Specific Improved Technical Specifications, TSTF-GG-05-01, Revision 1, and with NUREG-1431, Standard Technical Specifications - Westinghouse Plants as updated by NRC approved generic changes.	12/4/2013	Approved on 11/12/2014

## V.C. Summer Units 2 and 3 License Amendment Requests (LARs)

Topic	Description of Change	Submittal Date	Status
LAR 13-38 - ACI Code Compliance with Critical Sections Higher Elevations	Withdrawn after review with NRC-see Letter NND-13-0745.	11/7/2013	Withdrawn
LAR 13-41 - Coating Thermal Conductivity	Revises Design Control Document (DCD) Tier 2 information as incorporated into the Updated Final Safety Analysis Report (UFSAR) to allow use of a new methodology to determine the effective thermal conductivity resulting from oxidation of the inorganic zinc (IOZ) used in the containment vessel coating system.	11/26/2013	Under NRC Review
LAR 13-42 - Tier 1 Editorial and Consistency Changes #2	Allows various changes to correct editorial errors in Tier 1 and promote consistency with the Updated Final Safety Analysis Report (Tier 2 information).	5/20/2014	Under NRC Review
LAR 14-01 - Auxiliary Building Roof and Floor Details	Departs from VCSNS Units 2 and 3 plant-specific Design Control Document (DCD) Tier 2* material contained within the Updated Final Safety Analysis Report (UFSAR) to identify design details of the floors of the auxiliary building that may vary due to design and loading conditions, in accordance with code requirements.	4/3/2014	Approved on 7/18/2014
LAR 14-03 - Tier 2* Editorial and Clarification Changes	Departs from VCSNS Units 2 and 3 plant-specific Design Control Document (DCD) Tier 2* material contained within the Updated Final Safety Analysis Report (UFSAR) by making editorial and consistency corrections.	6/12/2014	Under NRC Review

## V.C. Summer Units 2 and 3 License Amendment Requests (LARs)

Topic	Description of Change	Submittal Date	Status
LAR 14-05 - Containment Internal Structural Module Design Details	The requested amendment proposes to depart from Tier 2* information in the Updated Final Safety Analysis Report (UFSAR), plant-specific Tier 1 and corresponding COL Appendix C information, and involved UFSAR Tier 2 information to address changes in the UFSAR and design documents related to containment internal structural wall module design details.	7/17/2014	Under NRC Review
LAR 14-06 - Enclosures for Class 1E Electrical Penetrations in Middle Annulus	Departs from VCSNS Units 2 and 3 plant-specific Design Control Document (DCD) Tier 2* material contained within the Updated Final Safety Analysis Report (UFSAR) by eliminating the Division A fire zone enclosure and adding three new fire zones for Divisions B, C, and D Class 1 E electrical penetration rooms.	6/20/2014	Approved on 12/30/2014
LAR 14-07 - CA04 Structural Module ITAAC Dimensions Change	The proposed amendment would allow changes to adjust the concrete wall thickness tolerances of four Nuclear Island walls found in Tier 1.	9/25/2014	Under NRC Review
LAR 14-08 - Integrated Test Program (ITP)	The requested amendment requires changes to the Updated Final Safety Analysis Report (UFSAR) in the form of departures from the incorporated plant-specific Design Control Document (DCD) Tier 2 information, and involves changes to related plant-specific Tier 1 information with corresponding changes to the associated COL information. Many of the changes in this amendment request are done in order to conform to the Tier 1 Section 3.4 exemption request described in Enclosure 2. In that change, construction and installation testing is removed from the ITP and replaced with component testing.	10/23/2014	Under NRC Review



## V.C. Summer Units 2 and 3 License Amendment Requests (LARs)

Topic	Description of Change	Submittal Date	Status
LAR 14-09 - Turbine Building Switchgear Room and Office Layout Changes	The requested amendment would depart from VCSNS Units 2 and 3 plant-specific Design Control Document (DCD) Tier 2* material contained within the Updated Final Safety Analysis Report (UFSAR) by relocating fire area rated fire barriers due to changes to the layout of the switchgear rooms and office area in the turbine building. The requested amendment would also depart from plant-specific DCD Tier 2 material that involves the proposed Tier 2* departures.	9/18/2014	Under NRC Review
LAR 14-15 - Compressed and Instrument Air Supply Modification	The proposed change would revise the Combined Licenses (COLs) in regard to removing a supply line from the Compressed and Instrument Air System (CAS) to the generator breaker package and involves changes to related plant-specific Tier 1 information, with corresponding changes to associated COL Appendix C information.	10/30/2014	Under NRC Review
LAR 14-16 - Condensate Water Storage Tank Volume	No description provided. This is no longer a LAR.	Changed to a Non-LAR Departure	